




EXPANSIVE VALVE

OFFERINGS & SERVICES

WWW.EDGENMURRAY.COM



EDGEN



CAPABILITIES **PRODUCTS & SERVICES**


VALVE & AUTOMATION PRODUCTS AND SERVICES


- **Edgen Murray** is a stocking distributor of reputable, **high-quality valve** and valve automation brands. With over 30 years of valve experience, we leverage our strategic supply relationships and technical knowledge to provide application-specific solutions for our customers' MRO and project valve requirements. Through our vendor network, we can source both commodity-grade and engineered valves to support a wide variety of **oil and gas** applications.

- **Our dedicated valve** team provides our customers with complete turnkey project management **solutions, including:**
 - Tagging and preservation
 - Technical consultation and valve design
 - Complete supply chain management
 - Sourcing from preferred manufacturers
 - Readily available stock in strategic locations
 - Documentation such as technical drawings, MTRs, and IOMs
 - Product modifications (automation, custom coating, stem extensions, and pups)

VALVE & AUTOMATION PRODUCTS AND SERVICES

- **Edgen Murray** provides full automation packages built to customer specifications. Assembly can be performed at our automation facility, offsite, or through field service installations. We are proud to offer quality products and services that meet our customers' project-specific needs.






VALVE OFFERINGS

➤ At **Edgen Murray**, we meet all your valve requirements and can accommodate special requests for specific brands, sizes, and materials. Through our network, we partner with leading valve manufacturers to ensure that our products meet your expectations. Some of the products we supply include, but are not limited to:



BALL VALVES

Precision and Reliability
with **Edgen Murray**



BRAND	TYPE	SIZE	PRESSURE	END CONNECTION
Bonney	Floating	1/4" - 2"	CLASS 800	THD / SW / THDXSW
Cameron	Welded Trunnion	2" - 72"	CLASS 150-2500	RF / RTJ / BW
Grove	Bolted Trunnion	2" - 64"	CLASS 150 - 2500	RF / RTJ / WE / RFXWE / RTJXWE
GWC	Welded / Bolted Trunnion	1/4" - 48"	CLASS 150 - 2500	THD / SW / RF / RTJ / WE / RFXWE
PBV	Bolted Trunnion	1/4" - 48"	CLASS 150 - 2500	THD / SW / RF / RTJ / WE / RFXWE
Nutron	Floating	1/4" - 4"	1000 - 6000 PSI	THD / SW / THDXSW / RF / RTJ
Valbart	Floating	2" - 48"	CLASS 150-2500	RF / RTJ / WE / RFXWE / RTJXWE
Warren	Welded / Bolted Trunnion	1/4" - 48"	CLASS 150 - 2500	THD / SW / RF / RTJ / WE / RFXWE
WKM	Bolted / Trunnion / Floating	1/4" - 24"	CLASS 150 - 2500	THD / SW / RF / RTJ

VALVE OFFERINGS




> API 6D CHECK VALVES

BRAND	TYPE	SIZE	PRESSURE	END CONNECTION
Crown-Judd	Swing / Piston	1/2" - 48"	CLASS 150-2500	RF / RTJ / THD / SW / BW
PBV	Swing	1/2" - 48"	CLASS 150-2500	RF / RTJ / THD / SW / BW
SCV	Swing / Piston	1/2" - 48"	CLASS 150 - 2500	RF / RTJ / THD / SW / BW
Warren	Swing	1/2" - 48"	CLASS 150 - 2500	RF / RTJ / THD / SW / BW
Wheatley / Tom Wheatley	Swing / Piston	1/2" - 48"	CLASS 150 - 2500	RF / RTJ / THD / SW / BW


> API 6D GATE VALVES

BRAND	TYPE	SIZE	PRESSURE	END CONNECTION
M&J	Expanding Gate / Slab Gate / CEG	2" - 48"	CLASS 150-1500	RF / RTJ / WE
SCV	Expanding Gate / Slab Gate	2" - 48"	CLASS 150-1500	RF / RTJ / WE
WKM	Expanding Gate / Slab Gate	2" - 48"	CLASS 150 - 1500	RF / RTJ / WE

Explore our extensive **valve solutions** tailored to **your needs**.



VALVE OFFERINGS



➤ GATE, GLOBE & CHECK VALVES


BRAND	TYPE	SIZE	PRESSURE	END CONNECTION
Bonney	Gates/Globes / Checks / Cryogenic	2" - 48"	CLASS 150 - 2500	RF / RTJ / BW
DSI	Gates / Globes / Checks	2" - 48"	CLASS 150 - 2500	RF / RTJ / BW
GWC	Gates / Globes / Checks / Cryogenic	2" - 24"	CLASS 150 - 1500	RF / RTJ / BW
Newco Valves	Gates/Globes / Checks	2" - 48"	CLASS 150 - 2500	RF / RTJ / BW
Walworth	Gates/Globes / Checks	2" - 48"	CLASS 150 - 2500	RF / RTJ / BW
Warren	Gates/Globes / Checks	2" - 48"	CLASS 150 - 2500	RF / RTJ / BW
Williams	Gates/Globes / Checks	2" - 24"	CLASS 150 - 1500	RF / RTJ / BW

➤ BUTTERFLY VALVES

BRAND	TYPE	SIZE	PRESSURE	END CONNECTION
Bray	Resilient Double / Triple Offset	2" - 48"	CLASS 150 - 600	Wafer / Lugged / Dbl Fl
WKM	Double/Triple Offset	2" - 36"	CLASS 150 - 900	Wafer / Lugged / Dbl Fl
ZWICK	Double/Triple Offset / Cryogenic	2" - 36"	CLASS 150 - 1500	Wafer / Lugged / Dbl Fl

➤ PLUG VALVES

BRAND	TYPE	SIZE	PRESSURE	END CONNECTION
Nordstrom	Lubricated	1"-30"	CLASS 150-2500 API 3,000/5,000	RF / RTJ / SW / BW
	Lubricated	1/2" - 36"	200 CWP-800 CWP	THD / Flanged
	Lubricated	1/2" - 36"	CLASS 150-2500 API 2,000/ 3,000/5,000	RF / RTJ / SW / BW
Franklin	Expanding / General twin seal	2"-24"	CLASS 150-600	RF / RTJ
Warren	Lubricated	1" - 30"	CLASS 150-2500	RF / RTJ / SW / BW




VALVE AUTOMATION

FULL SERVICE **VALVE** AUTOMATION

➤ **Edgen Murray** has a comprehensive range of actuators and accessories to support any of your midstream automation applications. Our experienced specialists have the capabilities to assemble and install controls specifically to meet customer specifications. We curate our inventory with industry leading brands that align with customer AMLs and provide unparalleled performance in every operation.

BRAND	TYPE
Bettis	Pneumatic / Hydraulic Actuators
Biffi	Pneumatic / Direct Gas
Limitorque	Limitorque
Rotork	Pneumatic / Direct Gas / Gas-Hydraulic / Electric
Shafer	Gas-Hydraulic
Wedgerock RS	Mechanical Spring Return / High Efficiency Gears





ACTUATORS & **CONTROLS**

FULL SERVICE **VALVE** AUTOMATION

- ▶ **Edgen Murray** provides full automation packages tailored to customer specifications. Assembly can be performed at our automation facility, offsite, or through assistance with field installations. We are proud to offer quality products and services that meet our **customers' project-specific needs**.
- ▶ **Our valve automation team** works closely with customers, offering guidance in selecting the appropriate valve design and components to meet their specific requirements.
- ▶ **We support** all of this in-house with highly skilled technicians who provide precise actuator sizing and detailed schematics.

BRAND	TYPE
Asco	Lubricated
Control Air	Filters and Regulators
Fisher	Filters and Regulators
Moniteur	Limit Switches and Positioners
Numatics	Solenoid Valves and Accessories
Parker	Filters, Regulators and Compression Fittings
Siemens	Positioners
Swagelok	Compression Fittings
Topworx	Limit Switches and Positioners
Versa	Solenoid Valves and Accessories
VRG	Pneumatic Overrides

